

# Market Statistics






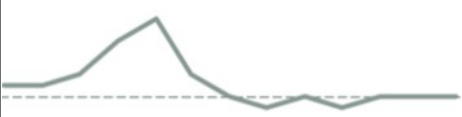










September 2023  
Cumberland County, Maine



Compared to September 2022

Compared to August 2023

September 2023

	17.2% ↑		9.4% ↑	Median Sales Price <b>\$580,000</b>
	-27.1% ↓		-16.5% ↓	Closed Sales <b>269</b>
	-14.3% ↓		0.0% ✓	Median Days on Market <b>6</b>
	0.6% ↑		-1.1% ↓	List Prices Received <b>103.3%</b>
	13.6% ↑		3.8% ↑	Sold \$/Sq Ft <b>\$326</b>
	5.9% ↑		-7.0% ↓	New Listings <b>360</b>
	5.8% ↑		21.5% ↑	Active Inventory <b>440</b>
	45.1% ↑		45.5% ↑	Months Supply of Inventory <b>1.6</b>

Based on information from the Maine Real Estate information System, Inc. (d/b/a Maine Listings). © Maine Listings & Domus Analytics

**Maine Home Connection**

19 Commercial St | Portland ME 04101 | 207.838.4705  
annemarie@annemariemariecooke.com | www.annemariemariecooke.com

# Market Statistics

September 2023 YTD  
Single Family, Selected Towns



	Units			Median Price		
<i>Cumberland County</i>	2023	2022	%	2023	2022	%
Portland	273	386	-29.3%	550,000	495,000	11.1%
South Portland	145	182	-20.3%	477,000	475,000	0.4%
Falmouth	103	117	-12.0%	930,000	810,000	14.8%
Cape Elizabeth	73	90	-18.9%	835,000	797,500	4.7%
Scarborough	159	215	-26.0%	690,000	645,900	6.8%
Cumberland	75	94	-20.2%	850,000	713,500	19.1%
Yarmouth	59	75	-21.3%	1,000,000	765,000	30.7%
Harpswell	59	60	-1.7%	700,000	620,000	12.9%
Brunswick	157	133	18.0%	510,000	475,000	7.4%
Freeport	51	59	-13.6%	670,000	690,000	-2.9%
Windham	155	202	-23.3%	470,000	469,500	0.1%
Gorham	111	127	-12.6%	570,000	470,000	21.3%
Westbrook	93	143	-35.0%	426,000	430,000	-0.9%
<i>York County</i>						
Old Orchard Beach	71	101	-29.7%	565,000	525,000	7.6%
Saco	121	163	-25.8%	565,000	470,000	20.2%
Biddeford	85	139	-38.8%	440,000	400,000	10.0%
Kennebunk	99	143	-30.8%	685,269	634,900	7.9%
Kennebunkport	48	49	-2.0%	1,250,000	974,500	28.3%
Wells	114	153	-25.5%	647,500	565,000	14.6%
Ogunquit	22	16	37.5%	1,005,000	1,071,811	-6.2%
Maine	10,005	12,959	-22.8%	360,000	339,000	6.2%
Cumberland County	2,038	2,586	-21.2%	531,556	499,000	6.5%
York County	1,502	2,051	-26.8%	475,000	450,000	5.6%

Additional Details Available at [MaineHomeConnection.com](https://MaineHomeConnection.com)